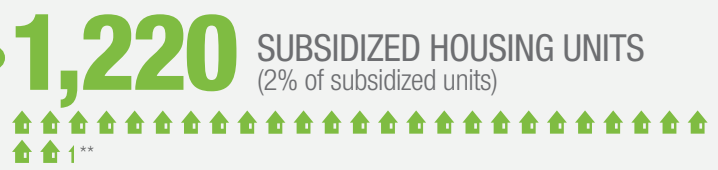


# 2024 AFFORDABLE HOUSING DISTRICT 10

Unlike many districts that experienced decreases, **District 10** saw the largest **increase** in median home sale price, with average sales rising by more than **\$125,000**.

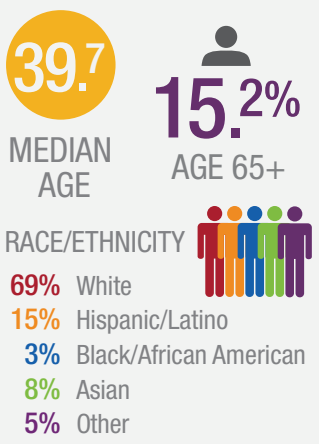


\*\* Each House = 100 Subsidized Housing Units

|   |  |
|---|--|
| <b>1,051</b> EXISTING<br>SUBSIDIZED UNITS | <b>169</b> PLANNED<br>SUBSIDIZED UNITS |
|---|--|

For detailed information on sources, please visit <https://housingworksAustin.org/policy-research/>

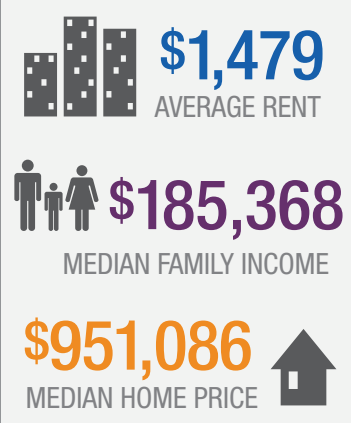
## DEMOGRAPHICS



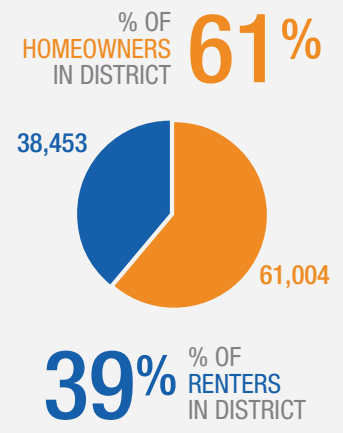
## HOMELESSNESS




## COST OF LIVING



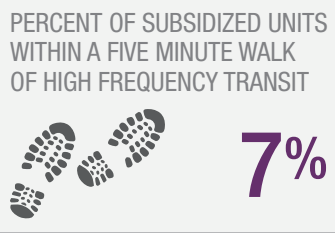
## RENTER VS. OWNER



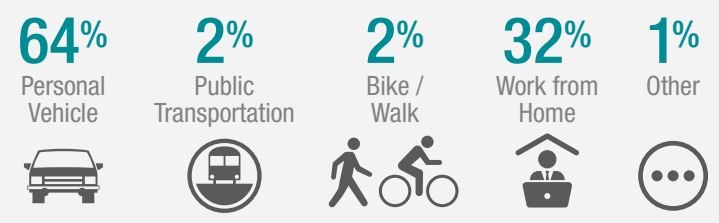
## POVERTY RATE



## TRANSIT ACCESS



## TRAVEL TO WORK



## COST BURDEN

