

2024 AFFORDABLE HOUSING DISTRICT 06

District 6 saw the largest percentage **increase** of all Districts in the number of renters living in their District, with **5.4%** more renters in 2024 (**47,292**) than in 2023 (**44,863**).

1,251 SUBSIDIZED HOUSING UNITS
(2% of subsidized units)



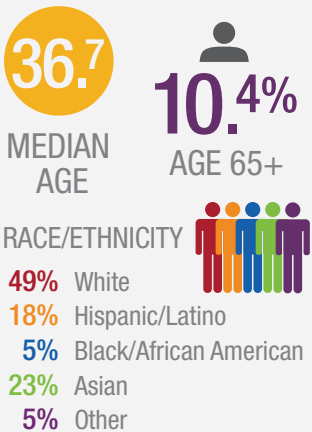
** Each House = 100 Subsidized Housing Units

677 EXISTING
SUBSIDIZED UNITS

574 PLANNED
SUBSIDIZED UNITS

For detailed information on sources, please visit <https://housingworksAustin.org/policy-research/>

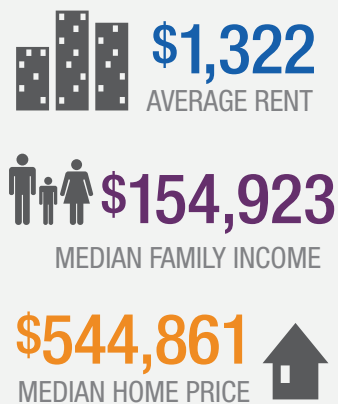
DEMOGRAPHICS



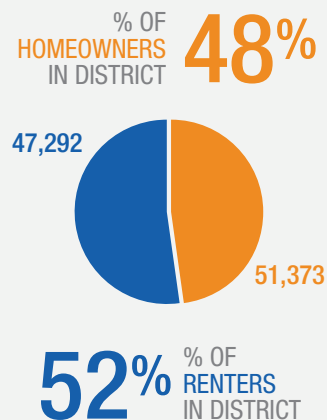
HOMELESSNESS




COST OF LIVING



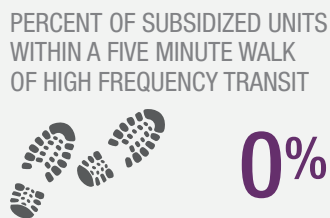
RENTER VS. OWNER



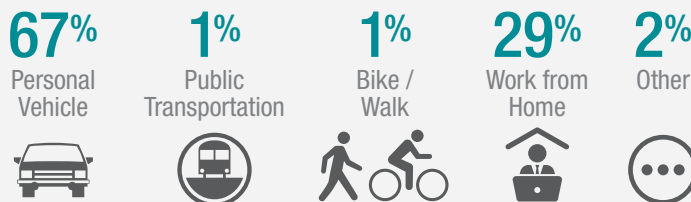
POVERTY RATE



TRANSIT ACCESS



TRAVEL TO WORK



COST BURDEN



HousingWorks
AUSTIN

<https://housingworksAustin.org>