

# 2022 AFFORDABLE HOUSING DISTRICT 09

District 9 was the **only Council District** which saw **home sale prices decrease** during 2022, as the **median home sale price dropped to \$700,000** from \$760,000 in 2021 (an 8% decrease). However, **rent prices continued to rise** in District 9, where the **average rent was \$2,178** in 2022 the highest out of all 10 City Council Districts (a 6% increase from 2021).

**4,215** SUBSIDIZED HOUSING UNITS  
(9% of city subsidized units)



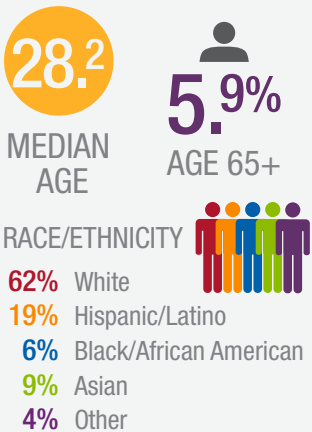
\*\* Each House = 100 Subsidized Housing Units

**2,926** EXISTING  
SUBSIDIZED UNITS

**1,289** PLANNED  
SUBSIDIZED UNITS

For detailed information on sources, please visit <https://housingworksAustin.org/policy-research/>

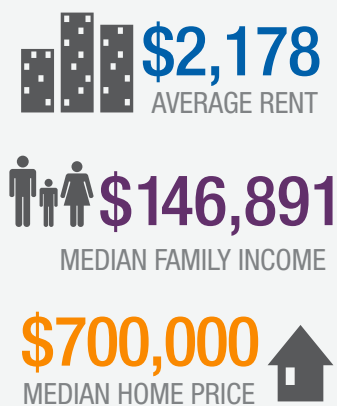
## DEMOGRAPHICS



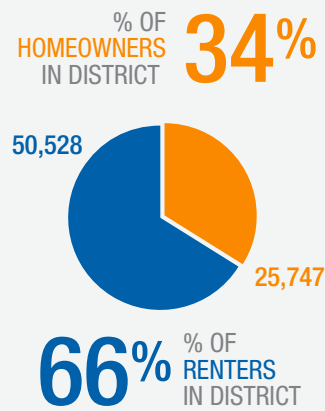
## HOMELESSNESS




## COST OF LIVING



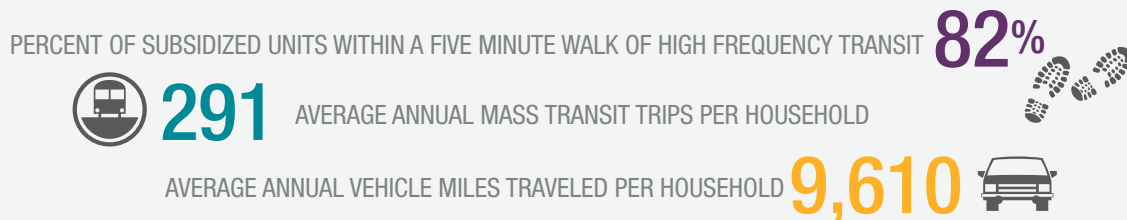
## RENTER VS. OWNER



## POVERTY RATE



## TRANSIT CHOICES



## COST BURDEN



HousingWorks  
AUSTIN

<https://housingworksAustin.org>