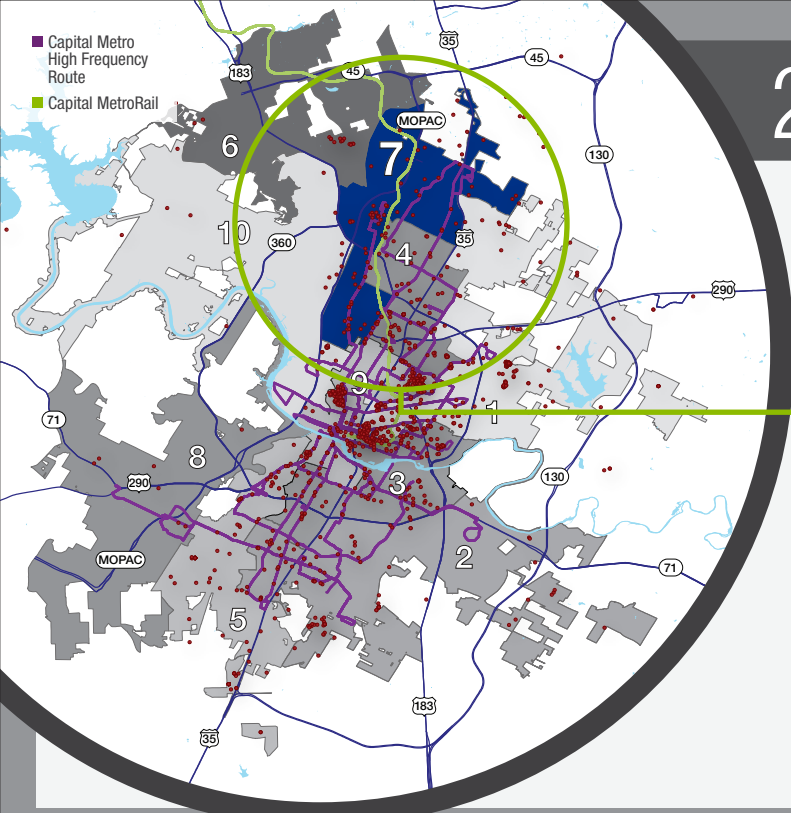


# 2022 AFFORDABLE HOUSING DISTRICT 07

Between 2021 and 2022, **District 7** saw the **highest increase** in the percentage of **subsidized affordable housing units within a five-minute walk of high frequency transit** out of all 10 Districts, moving from 36% of affordable units near high-frequency transit in 2021, to **44%** in 2022.



**4,356** SUBSIDIZED HOUSING UNITS  
(9% of city subsidized units)



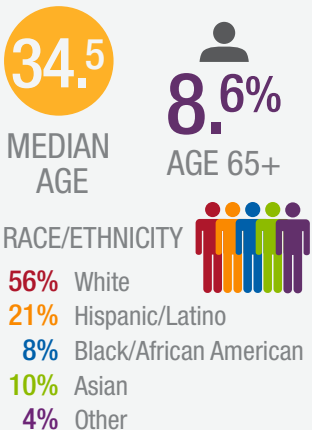
\*\* Each House = 100 Subsidized Housing Units

**2,376** EXISTING  
SUBSIDIZED UNITS

**1,980** PLANNED  
SUBSIDIZED UNITS

For detailed information on sources, please visit <https://housingworksAustin.org/policy-research/>

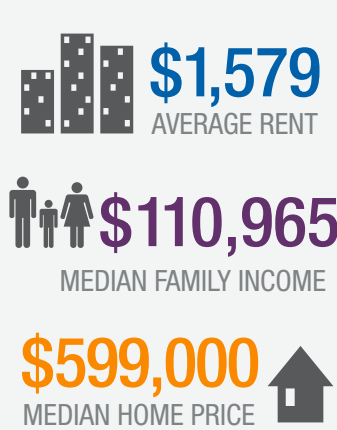
## DEMOGRAPHICS



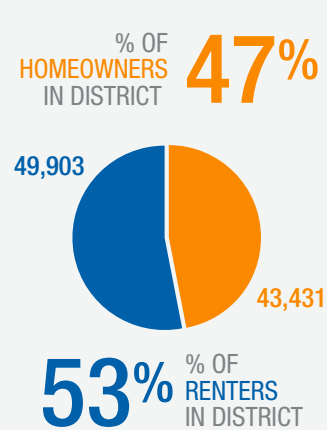
## HOMELESSNESS



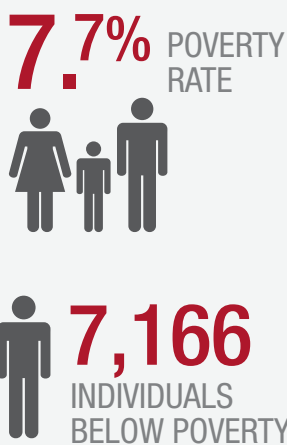
## COST OF LIVING



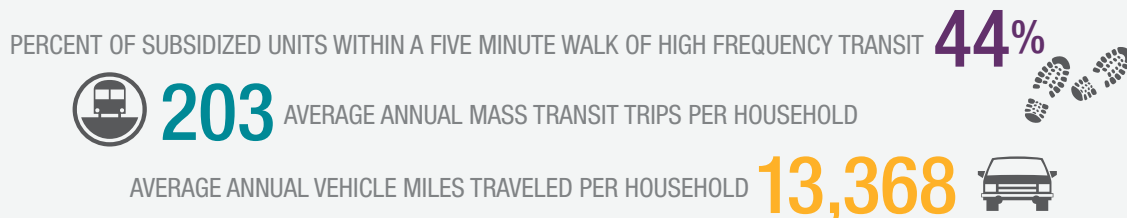
## RENTER VS. OWNER



## POVERTY RATE



## TRANSIT CHOICES



## COST BURDEN



HousingWorks  
AUSTIN

<https://housingworksAustin.org>