

2022 AFFORDABLE HOUSING DISTRICT 02

Despite having the **lowest average rent** out of all 10 City Council Districts (**\$1,477**), **District 2** contains the **second highest percentage of housing cost burdened renters** (District 4 has the highest), or renter households who pay 30% or more of their income toward housing costs (**49%**).

9,282 SUBSIDIZED HOUSING UNITS
(18% of city subsidized units)



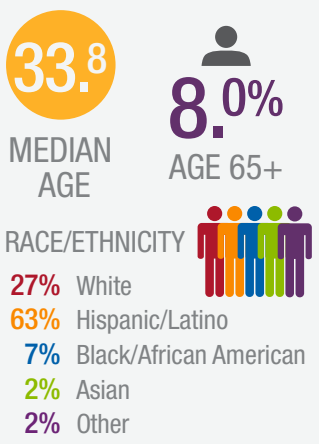
** Each House = 100 Subsidized Housing Units

3,157 EXISTING SUBSIDIZED UNITS

6,125 PLANNED SUBSIDIZED UNITS

For detailed information on sources, please visit <https://housingworksAustin.org/policy-research/>

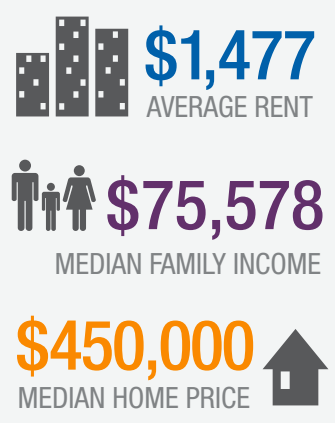
DEMOGRAPHICS



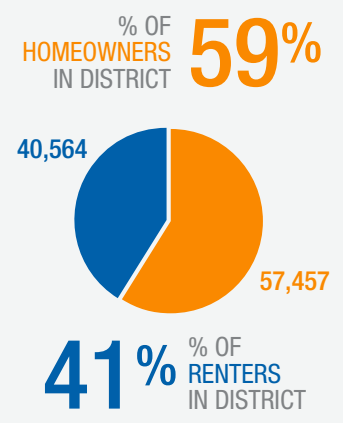
HOMELESSNESS



COST OF LIVING



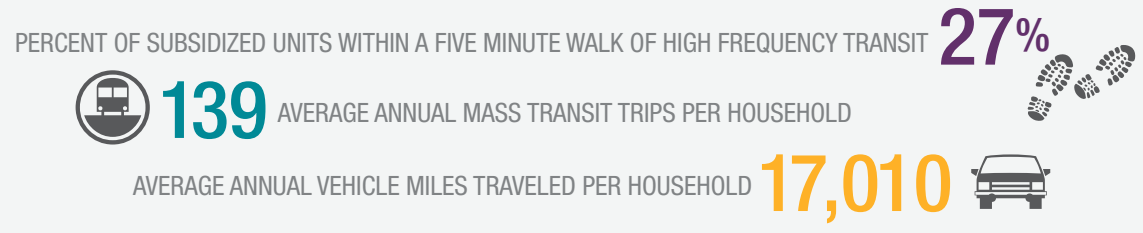
RENTER VS. OWNER



POVERTY RATE



TRANSIT CHOICES



COST BURDEN

