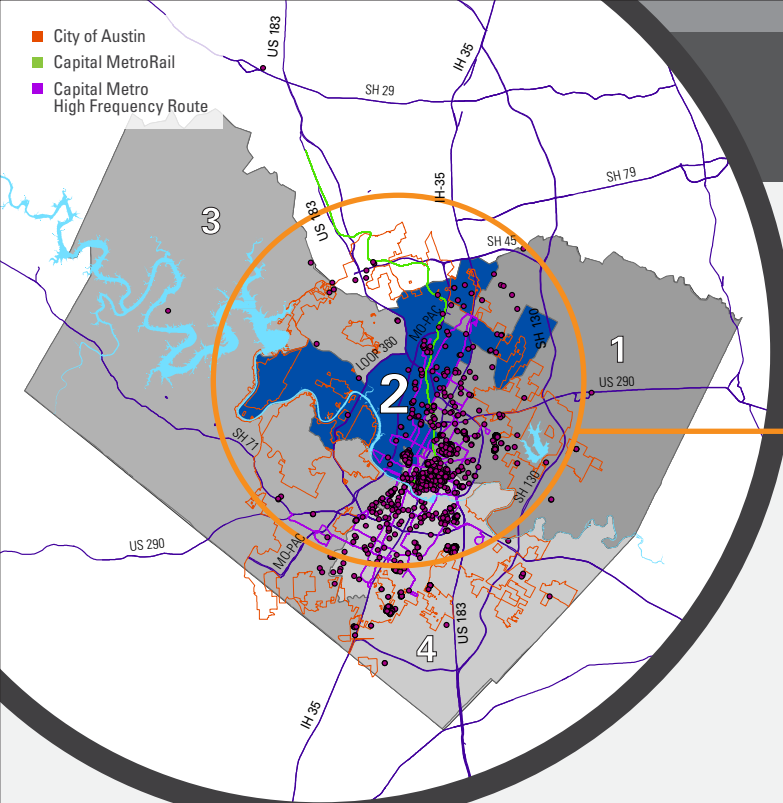


TRAVIS COUNTY 02

AFFORDABLE HOUSING PRECINCT



Although **Precinct 2** has the highest median home price, it has the lowest percentage of extremely cost-burdened homeowner households.

3 Subsidized Housing Developments Outside of Austin City Council Districts
63 Total Subsidized Housing Developments in Precinct

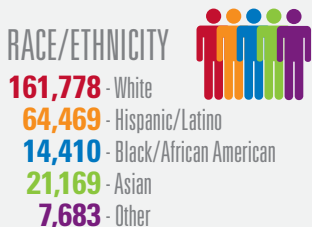
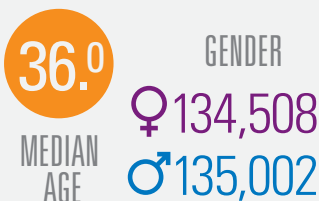
676 Subsidized Housing Units Outside of Austin City Council Districts
6,114 Total Subsidized Housing Units in Precinct



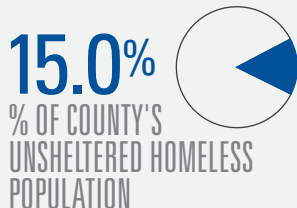
Sources: Austin Board of Realtors, Austin Investor Interests, Austin Tenants' Council, Center for Neighborhood Technology, Ending Community Homelessness Coalition, National Low Income Housing Coalition, Neighborhood Housing and Community Development City of Austin, Public and Affordable Housing Research Corporation, Texas Department of Housing & Community Affairs, United States Census Bureau, United States Department of Housing and Urban Development

For detailed information on sources, please visit www.housingworksAustin.org
 * Data includes existing and planned units

DEMOGRAPHICS



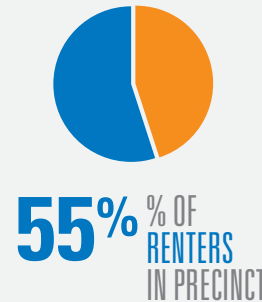
HOMELESSNESS



COST OF LIVING



RENTER VS. OWNER



PRECINCT 2 CHALLENGES

