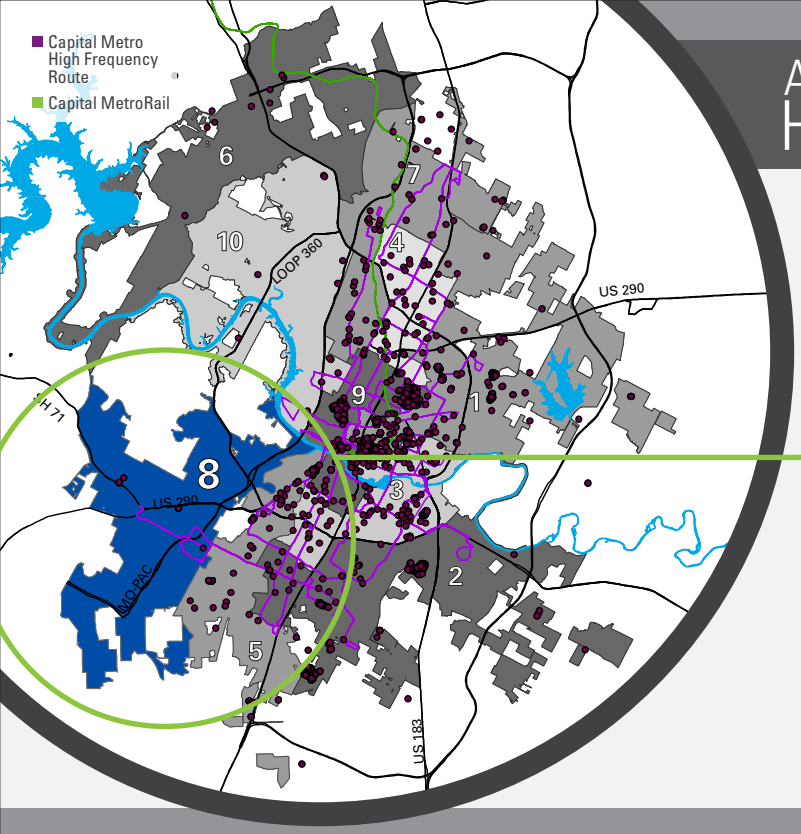

AFFORDABLE HOUSING DISTRICT 08

Although **District 8** saw the greatest percent increase (**8.4%**) of individuals below poverty, it still has the lowest number of individuals living below poverty than any other district.

5 SUBSIDIZED HOUSING DEVELOPMENTS*
498 UNITS (1% of city subsidized units)

Sources: Austin Board of Realtors, Austin Investor Interests, Austin Tenants' Council, Center for Neighborhood Technology, Ending Community Homelessness Coalition, National Low Income Housing Coalition, Neighborhood Housing and Community Development City of Austin, Public and Affordable Housing Research Corporation, Texas Department of Housing & Community Affairs, United States Census Bureau, United States Department of Housing and Urban Development

For detailed information on sources, please visit **www.housingworksaustin.org**

** Data includes existing and planned units*

DEMOGRAPHICS

36.7 MEDIAN AGE

GENDER
♀ 42,136
♂ 41,432

RACE/ETHNICITY
56,241 - White
15,516 - Hispanic/Latino
2,236 - Black/African American
7,161 - Asian
2,414 - Other

HOMELESSNESS

5.2% % OF CITY'S UNSHELTERED HOMELESS POPULATION

54 # OF PEOPLE LIVING ON THE STREETS

COST OF LIVING

$128,351 MEDIAN FAMILY INCOME

$450,000 MEDIAN HOME PRICE

$1,423 AVERAGE RENT

RENTER VS. OWNER

% OF HOMEOWNERS IN PRECINCT **73%**

28,125
74,296

27% % OF RENTERS IN PRECINCT

DISTRICT 8 CHALLENGES

4.9% POVERTY RATE

5,058 INDIVIDUALS BELOW POVERTY

VEHICLE MILES TRAVELED

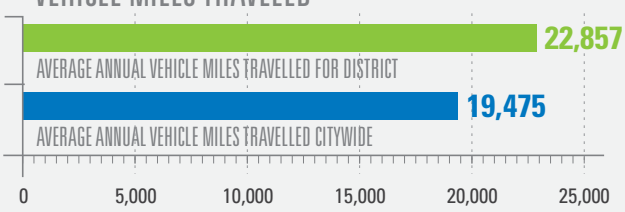

MASS TRANSIT TRIPS TAKEN

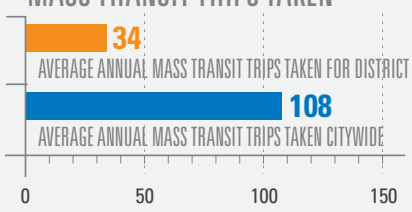

19% ARE COST BURDENED

9% ARE EXTREMELY COST BURDENED

HOMEOWNERS

35% ARE COST BURDENED

15% ARE EXTREMELY COST BURDENED

RENTERS

HousingWorks AUSTIN

http://housingworksaustin.org

Revised 10/21/2019