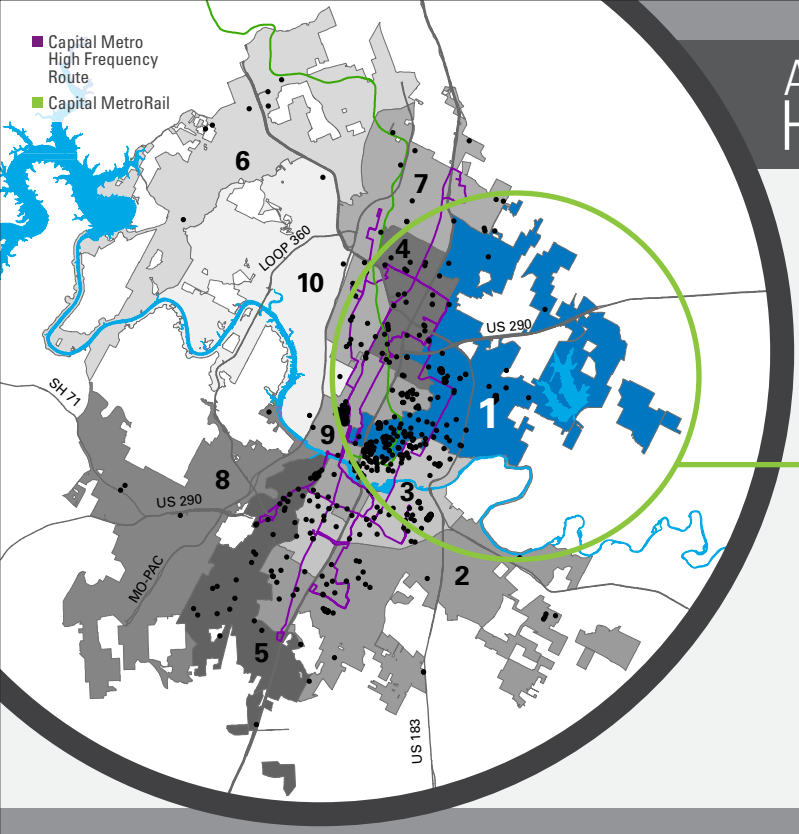

AFFORDABLE HOUSING DISTRICT 01

District 1 saw a **21%** increase in average rent per month between 2015 and 2016. It also saw a significant increase in housing cost burdened renters, with **55%** of renters spending more than **30%** of their income on rent and utility costs.

233 SUBSIDIZED HOUSING DEVELOPMENTS*
5,523 UNITS (20% of city subsidized units)

Sources: Austin Board of Realtors, Austin Investor Interests, Austin Tenants' Council, Ending Community Homelessness Coalition, National Low Income Housing Coalition, Neighborhood Housing and Community Development City of Austin, Public and Affordable Housing Research Corporation, Texas Department of Housing & Community Affairs, United States Census Bureau, United States Department of Housing and Urban Development, United States Department of Transportation

For detailed information on sources, please visit **www.housingworksaustin.org**

** Data includes existing and planned units*

HOMELESSNESS

10.3% % OF CITY'S HOMELESS POPULATION LIVING IN DISTRICT 1

OF PEOPLE LIVING ON THE STREETS **79**

COST OF LIVING

$48,735 MEDIAN FAMILY INCOME

$244,166 MEDIAN HOME PRICE

$1,232 AVERAGE RENT PER MONTH

RENTER VS. OWNER

% OF HOMEOWNERS IN DISTRICT **51%**

49% % OF RENTERS IN DISTRICT

DISTRICT 1 CHALLENGES

25.2% POVERTY RATE

VEHICLE MILES TRAVELED

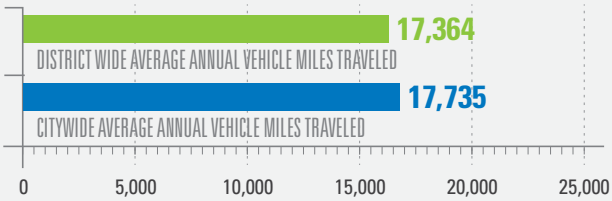

MASS TRANSIT TRIPS TAKEN

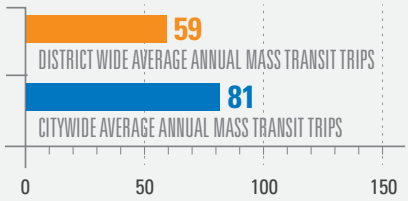

23,929 INDIVIDUALS BELOW POVERTY

29% ARE COST BURDENED

13% ARE EXTREMELY COST BURDENED

HOME OWNERS

55% ARE COST BURDENED

28% ARE EXTREMELY COST BURDENED

RENTERS

http://housingworksaustin.org

HousingWorks AUSTIN