



COMMUNITY AT A GLANCE

POVERTY RATE ¹


17.9%
POVERTY
RATE



163,362
INDIVIDUALS BELOW POVERTY




INCOME ²



\$77,800
MEDIAN FAMILY INCOME

RENT ³



\$1,197
AVERAGE RENT PER MONTH

HOME PRICE ⁴



\$341,000
MEDIAN HOME PRICE

HOMELESS ⁵

OF
PEOPLE LIVING
ON THE STREETS

815



SUBSIDIZED HOUSING ⁶

28,038



OF SUBSIDIZED AFFORDABLE HOUSING UNITS

COST BURDENED ⁷

30%
ARE COST
BURDENED

13.5%
ARE EXTREMELY
COST BURDENED
STATE OF TEXAS

37.5%
ARE COST
BURDENED

18%
ARE EXTREMELY
COST BURDENED
CITY OF AUSTIN

TRANSIT CHOICES ⁸



81 AVERAGE ANNUAL MASS TRANSIT
TRIPS TAKEN CITYWIDE

17,735
AVERAGE ANNUAL VEHICLE
MILES TRAVELED CITYWIDE



HousingWorks

AUSTIN